


The Keen Observer

Volume 17 3/04/2010

Lights, Camera...lights?

I began playing the violin when I was twelve. It was the first year of middle school and I was given the option of art, band, or orchestra. Since I had convinced myself that I was bad at art, and didn't want to play any band instruments, I opted for orchestra and the violin. It was a perfect fit.

A few years ago, frustrated with the student violin that I was still using, I headed off to Ebay to look for a more sophisticated instrument. In my searching I came across many beautiful specimens. I finally settled on a fine 1920's model that turned out to have a beautiful sound and this one, a "fiddle" painted in a camouflage pattern by a veteran of the Vietnam war: a friend to the man who was selling it.



The Camo Violin

I bought the violin for its photographic possibilities, filed the bridge myself so I could put the strings on properly and found that it too, had a beautiful sound. I played the instrument many times over the next few years, but never took out my camera to capture its unique beauty.

I do not believe I would have captured the same photograph had I taken its picture so many years ago. I didn't yet own the lens I used and I was still struggling with the "proper" way to take a picture. Today, I am learning to love my own style, and not the rules of photography. I work with the light of a room and form the photograph around the light rather than forcing the light to do my bidding. I would rather edit out distractions from a great photograph than opt for a different lighting just to have a clean background. This photograph is clean and uniquely lit by a table lamp while the subject is sitting on a green blanket.


Snippets

- Are you missing a calendar for 2010? Find what you are looking for on Zazzle.com
- Like one of the photographs you see? Don't forget you can order online anytime through [e-mail](mailto:email) or my Etsy.com shop.
- I write books too! [One Cream, Two Sugars](#)—Poetry combined with photography and [Painting Life](#)—an artistic children's book are available through Blurb.com.

"An artist is conscious of something besides the mere physical, in every object in nature. He feels its expression, he sympathizes with its character, he is impressed with its language; his heart, mind, and soul are stirred in its contemplation. It is the life, the feeling, the mind, the soul of the subject itself."

~Albert Sands Southworth

The Art of Editing



Photograph captured in my office with natural light from a high window.

I am a firm believer that everyone is able to capture great photographs. They may not be portrait quality or free of flaws, but they capture the essence of someone, something, somewhere and hold it still forever. Now what happens when you have taken a wonderful photograph, but distractions in the background make the picture less than what you were hoping for? This is where the magic of editing comes in.

Whether it is removing the background completely or removing an element of the scenery like a handrail on a wall, I can help you take your classic photographs and turn them into beautiful works of art.

Contact me, sarah@ardentphotography.com, for your personalized quote.



Edited version keeping the beautiful lighting but removing the distractions



Delicious with a good cup of coffee or a hot cup of tea.

Irish Brown Soda Bread

- 2 cups whole wheat flour
- 1 cup white whole wheat flour
- 2 tablespoons brown sugar
- 2 teaspoons baking powder
- 1 teaspoon baking soda
- 1/2 teaspoon salt
- 2 tablespoons chilled butter cut into small pieces
- 1 1/4 cups buttermilk

Combine all the dry ingredients in a bowl and mix together with a whisk or pastry blender. Cut in butter with pastry blender (or fingers) until the mixture resembles a coarse meal.

Make a well in the center of the flour mixture and add buttermilk; stirring until just moist.

Turn dough out onto a lightly floured surface and knead lightly 5 or 6 times. Pat dough into a circle on a lightly oiled backing sheet. Score the dough with an "x" and bake at 350 degrees for 35 minutes or until a wooden pick inserted in the center comes out clean. Cool on a wire rack. Cut into wedges before serving.

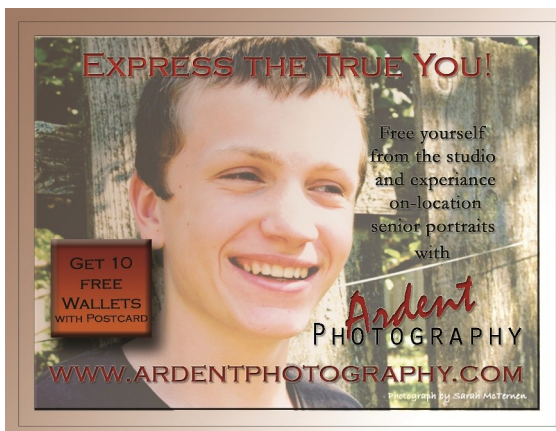
MARCH 2010

| Sun | Mon | Tue | Wed | Thu | Fri | Sat |
|-----|-----|-----|-----|-----|-----|-----|
| | 1 | 2 | 3 | 4 | 5 | 6 * |
| 7 | 8 | 9 | 10 | 11* | 12 | 13 |
| 14 | 15 | 16 | 17* | 18 | 19* | 20 |
| 21 | 22 | 23 | 24 | 25 | 26 | 27* |
| 28 | 29 | 30 | 31 | | | |

The Art of March

- ◆ March 6th is the 7th Annual Old Town Jazz and Wine Festival in Tacoma
- ◆ March 11th Capitol Hill Blitz Art Walk and West Seattle Art Walk
- ◆ March 17th is St. Patrick's Day. Get your Irish on!
- ◆ March 19th Pacific Lutheran University - Chinese Film festival
- ◆ March 27th in Lacey—Capital Food and Wine Festival

Portrait Price Break



Portrait Appointment Request

Name _____

Date _____

Location _____

Qty. (by 1/2 hour) _____

Phone _____

Notes _____

Please Mail Request Form to
 Sarah McTernan
 c/o Ardent Photography
 6620 48th Street Ct W
 University Place, WA 98467

Call 253-566-6175

Or 253-376-6141

E-mail requests to
 sarah@ardentphotography.com

- ☐ Check
- ☐ Bill Me

Name _____

Address _____

Phone _____

A Unique Vision of Everyday

6620 48th Street Court West
 University Place, WA 98467

Office: 253-566-6175

Cellular: 253-376-6141

E-Mail: Sarah@ardentphotography.com

Ardent
 PHOTOGRAPHY

A Unique Vision of Everyday

6620 48th Street Court West
University Place, WA 98467

Office: 253-566-6175


Cellular: 253-376-6141

E-Mail: Sarah@ardentphotography.com

WWW.ARDENTPHOTOGRAPHY.COM

Making the everyday unique.

Photograph of the Month

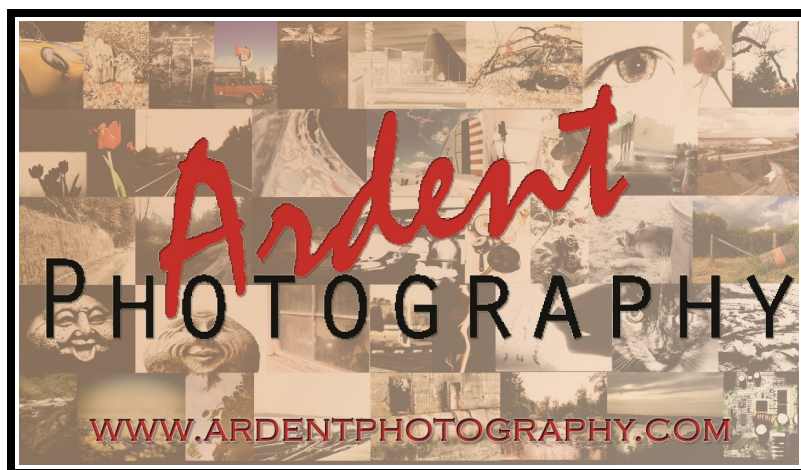


A Request...

Do you have a small business?

Would you like to be featured on this page next month? Send me off an E-mail!

Do you know a small business that you would love to let the world know about? Pass along the information!



Thank you!

Sarah McTernan